

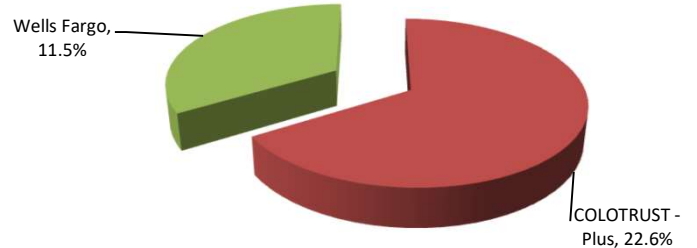
Garfield County Treasurer

Monthly Investment Portfolio Report

As of September 2022

County Managed Assets

		%	Return
COLOTRUST - Plus	\$24,793,935	22.6%	2.62%
Wells Fargo	\$ 12,589,910	11.5%	0.00%
Total Internally Managed	\$ 37,383,845	34.0%	



Weighted Average Yield **1.74%**

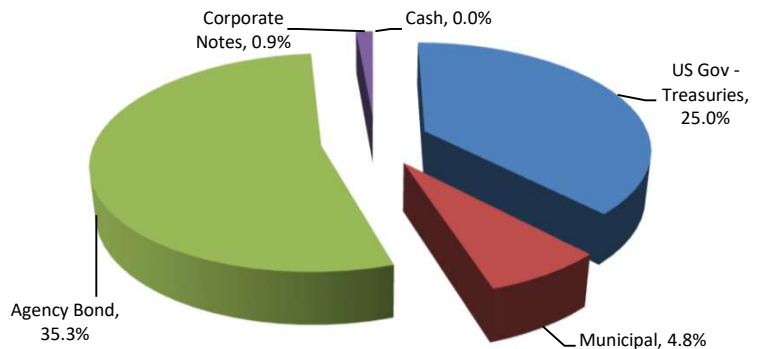
Days

Effective Average Duration - Internal 1

Weighted Average Maturity - Internal 1

Advisor Managed Assets

		%	Return
US Gov - Treasuries	\$ 27,413,139	25.0%	1.21%
Municipal	\$ 5,225,335	4.8%	1.83%
Agency Bond	\$ 38,797,171	35.3%	0.99%
Corporate Notes	\$ 1,026,875	0.9%	0.84%
Cash	\$ -	0.0%	0.00%
Total Externally Managed	\$ 72,462,520	66.0%	



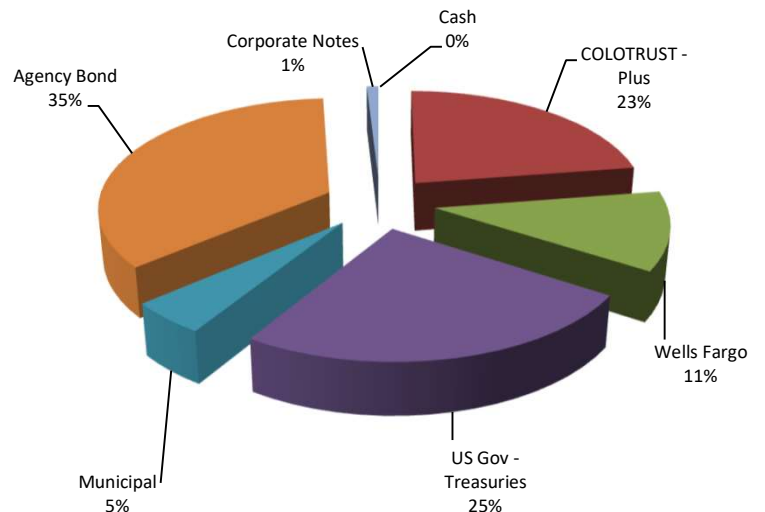
Weighted Average Yield **1.49%**

Years

Effective Average Duration - External 1.49

Total Portfolio Assets

		%	Return
COLOTRUST - Plus	\$ 24,793,935	22.6%	2.62%
Wells Fargo	\$ 12,589,910	11.5%	0.00%
US Gov - Treasuries	\$ 27,413,139	25.0%	1.21%
Municipal	\$ 5,225,335	4.8%	1.83%
Agency Bond	\$ 38,797,171	35.3%	0.99%
Corporate Notes	\$ 1,026,875	0.9%	0.84%
Cash	\$ -	0.0%	0.00%
Total Portfolio Assets	\$ 109,846,365	100.0%	



Weighted Average Yield **1.34%**

Years

Effective Average Duration - Total 1.48

Portfolio Change & Earnings

Beginning Balance	\$ 111,198,025
Ending Balance	\$ 109,846,365
Month to Date Income - Liquid Investment Income	\$ 57,243
Year to Date Income - Liquid Investment Income	\$ 233,191
Month to Date Income - Externally Managed Investments	\$ 86,941
Year to Date Income - Externally Managed Investments	\$ 798,256
2022 Projected Income Portfolio Only	\$ 1,044,135