

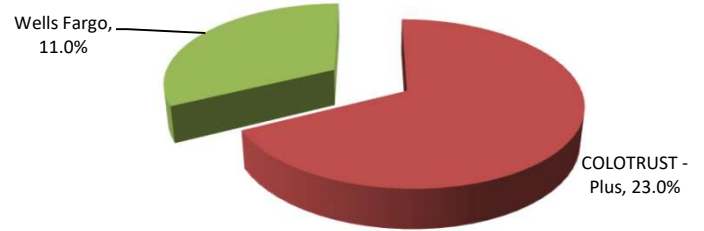
Garfield County Treasurer

Monthly Investment Portfolio Report

As of August 2022

County Managed Assets	%	Return
-----------------------	---	--------

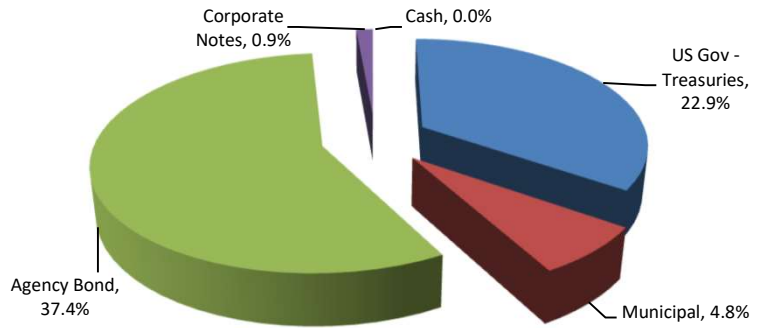
COLOTRUST - Plus	\$25,543,398	23.0%	2.25%
Wells Fargo	\$ 12,214,814	11.0%	0.00%
Total Internally Managed	\$ 37,758,212	34.0%	



Weighted Average Yield	1.52%
Effective Average Duration - Internal	1
Weighted Average Maturity - Internal	1

Advisor Managed Assets	%	Return
------------------------	---	--------

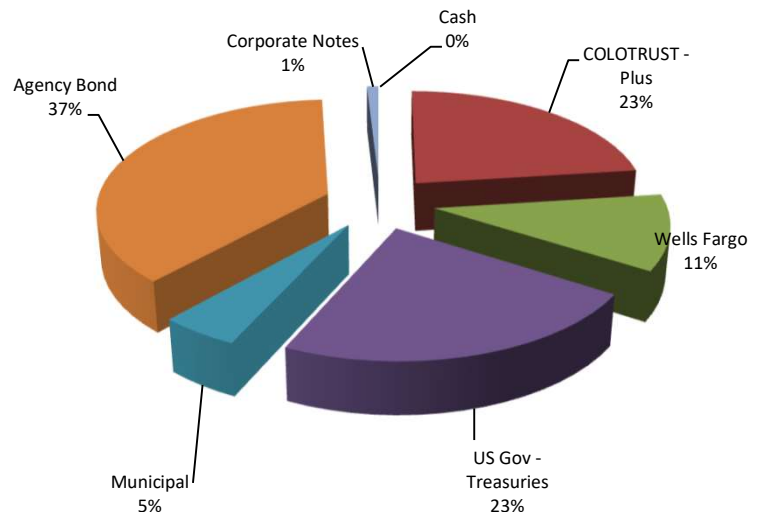
US Gov - Treasuries	\$ 25,466,894	22.9%	1.01%
Municipal	\$ 5,327,987	4.8%	1.83%
Agency Bond	\$ 41,616,443	37.4%	1.02%
Corporate Notes	\$ 1,028,489	0.9%	0.84%
Cash	\$ -	0.0%	0.00%
Total Externally Managed	\$ 73,439,813	66.0%	



Weighted Average Yield	1.44%
Effective Average Duration - External	1.40

Total Portfolio Assets	%	Return
------------------------	---	--------

COLOTRUST - Plus	\$ 25,543,398	23.0%	2.25%
Wells Fargo	\$ 12,214,814	11.0%	0.00%
US Gov - Treasuries	\$ 25,466,894	22.9%	1.01%
Municipal	\$ 5,327,987	4.8%	1.83%
Agency Bond	\$ 41,616,443	37.4%	1.02%
Corporate Notes	\$ 1,028,489	0.9%	0.84%
Cash	\$ -	0.0%	0.00%
Total Portfolio Assets	\$ 111,198,025	100.0%	



Weighted Average Yield	1.22%
Effective Average Duration - Total	1.48

Portfolio Change & Earnings	
-----------------------------	--

Beginning Balance	\$ 116,249,263
Ending Balance	\$ 111,198,025
Month to Date Income - Liquid Investment Income	\$ 54,015
Year to Date Income - Liquid Investment Income	\$ 175,948
Month to Date Income - Externally Managed Investments	\$ 89,489
Year to Date Income - Externally Managed Investments	\$ 711,315
2022 Projected Income Portfolio Only	\$ 1,044,135