

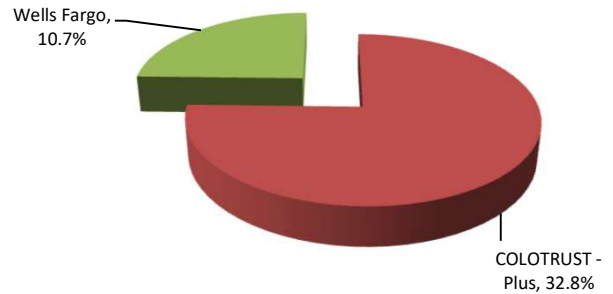
# Garfield County Treasurer

## Monthly Investment Portfolio Report

### As of June 2022

#### County Managed Assets

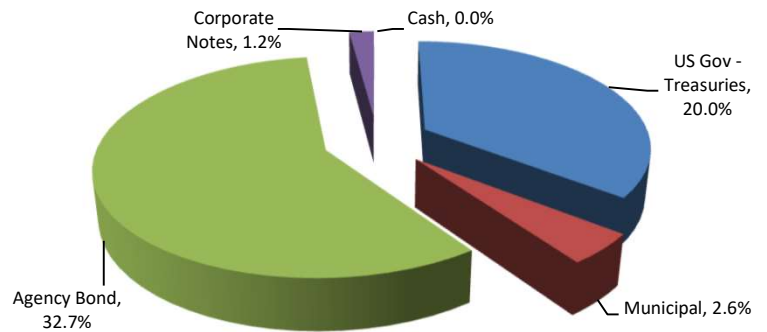
		%	Return
COLOTRUST - Plus	\$ 41,811,249	32.8%	1.17%
Wells Fargo	\$ 13,661,672	10.7%	0.00%
<b>Total Internally Managed</b>	<b>\$ 55,472,921</b>	<b>43.5%</b>	



<b>Weighted Average Yield</b>	<b>0.88%</b>
	Days
Effective Average Duration - Internal	1
Weighted Average Maturity - Internal	1

#### Advisor Managed Assets

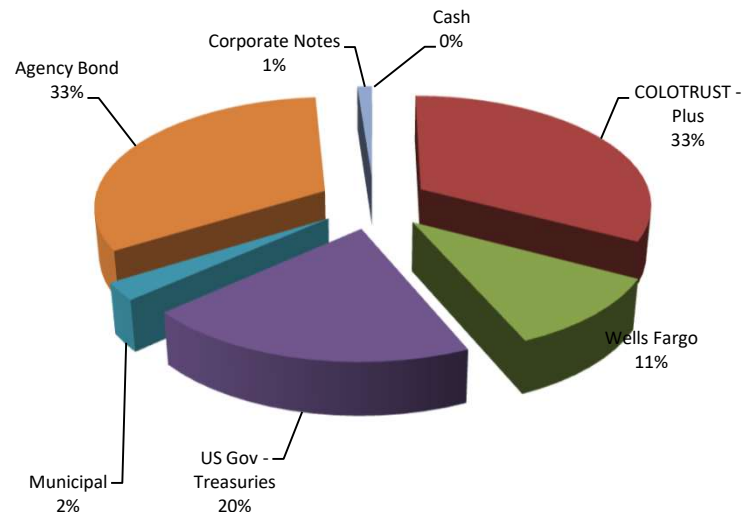
		%	Return
US Gov - Treasuries	\$ 25,578,676	20.0%	1.01%
Municipal	\$ 3,323,879	2.6%	0.93%
Agency Bond	\$ 41,746,656	32.7%	1.02%
Corporate Notes	\$ 1,504,291	1.2%	1.18%
Cash	\$ -	0.0%	0.00%
<b>Total Externally Managed</b>	<b>\$ 72,153,502</b>	<b>56.5%</b>	



<b>Weighted Average Yield</b>	<b>1.54%</b>
	Years
Effective Average Duration - External	1.53

#### Total Portfolio Assets

		%	Return
COLOTRUST - Plus	\$ 41,811,249	32.8%	1.17%
Wells Fargo	\$ 13,661,672	10.7%	0.00%
US Gov - Treasuries	\$ 25,578,676	20.0%	1.01%
Municipal	\$ 3,323,879	2.6%	0.93%
Agency Bond	\$ 41,746,656	32.7%	1.02%
Corporate Notes	\$ 1,504,291	1.2%	1.18%
Cash	\$ -	0.0%	0.00%
<b>Total Portfolio Assets</b>	<b>\$ 127,626,422</b>	<b>100.0%</b>	



<b>Weighted Average Yield</b>	<b>0.93%</b>
	Years
Effective Average Duration - Total	1.53

#### Portfolio Change & Earnings

Beginning Balance	\$ 112,463,564
Ending Balance	\$ 127,626,422
Month to Date Income - Liquid Investment Income	\$ 36,265
Year to Date Income - Liquid Investment Income	\$ 75,533
Month to Date Income - Externally Managed Investments	\$ 87,623
Year to Date Income - Externally Managed Investments	\$ 536,711
2022 Projected Income Portfolio Only	\$ 1,044,135