

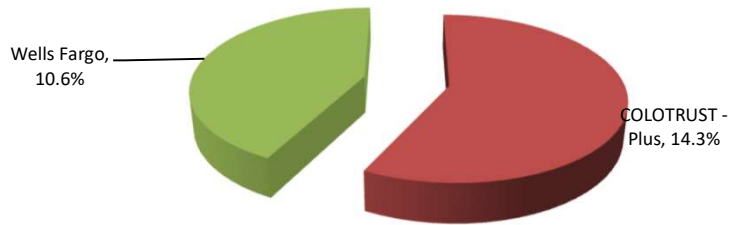
Garfield County Treasurer

Monthly Investment Portfolio Report

As of May 2021

County Managed Assets

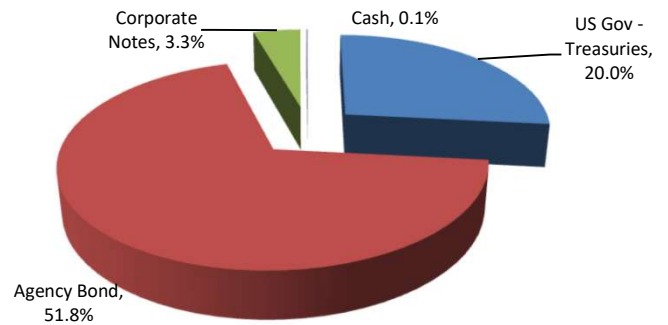
	\$	%	Return
COLOTRUST - Plus	15,735,103	14.3%	0.05%
Wells Fargo	11,639,168	10.6%	0.00%
Total Internally Managed	27,374,270	24.9%	



Weighted Average Yield	0.03%
Effective Average Duration - Internal	1
Weighted Average Maturity - Internal	1

Advisor Managed Assets

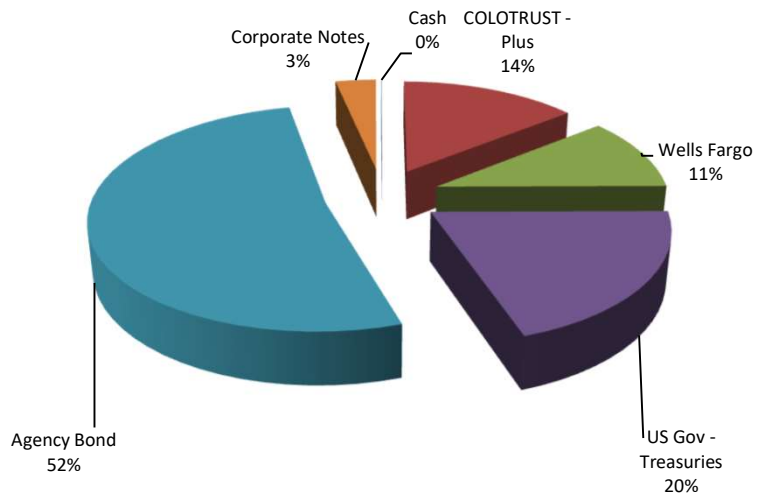
	\$	%	Return
US Gov - Treasuries	22,005,284	20.0%	1.35%
Agency Bond	56,915,637	51.8%	1.42%
Corporate Notes	3,585,732	3.3%	1.52%
Cash	87,125	0.1%	0.00%
Total Externally Managed	82,593,778	75.1%	



Weighted Average Yield	1.40%
Effective Average Duration - External	1.98

Total Portfolio Assets

	\$	%	Return
COLOTRUST - Plus	15,735,103	14.3%	0.05%
Wells Fargo	11,639,168	10.6%	0.00%
US Gov - Treasuries	22,005,284	20.0%	1.35%
Agency Bond	56,915,637	51.8%	1.42%
Corporate Notes	3,585,732	3.3%	1.52%
Cash	87,125	0.1%	0.00%
Total Portfolio Assets	109,968,049	100.0%	



Weighted Average Yield	1.06%
Effective Average Duration - Total	1.98

Portfolio Change & Earnings

Beginning Balance	\$ 104,123,507
Ending Balance	\$ 109,883,055
Month to Date Income - Liquid Investment Income	\$ 1,424
Year to Date Income - Liquid Investment Income	\$ 4,290
Month to Date Income - Externally Managed Investments	\$ 118,798
Year to Date Income - Externally Managed Investments	\$ 647,951
2021 Projected Income Portfolio Only	\$ 1,600,000