

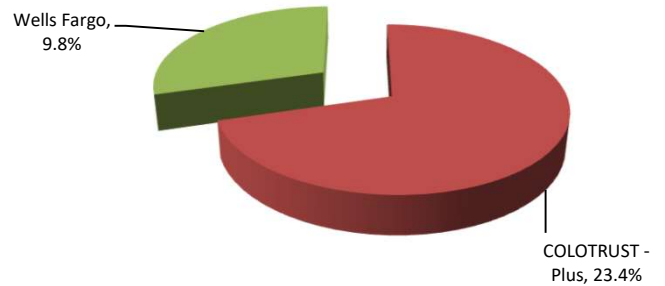
# Garfield County Treasurer

## Monthly Investment Portfolio Report

### As of May 2022

#### County Managed Assets

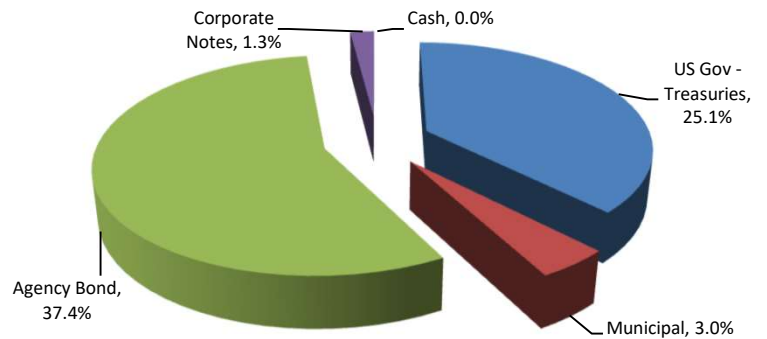
		%	Return
COLOTRUST - Plus	\$ 26,301,071	23.4%	0.79%
Wells Fargo	\$ 11,015,234	9.8%	0.00%
<b>Total Internally Managed</b>	<b>\$ 37,316,305</b>	<b>33.2%</b>	



<b>Weighted Average Yield</b>	<b>0.56%</b>
	Days
Effective Average Duration - Internal	1
Weighted Average Maturity - Internal	1

#### Advisor Managed Assets

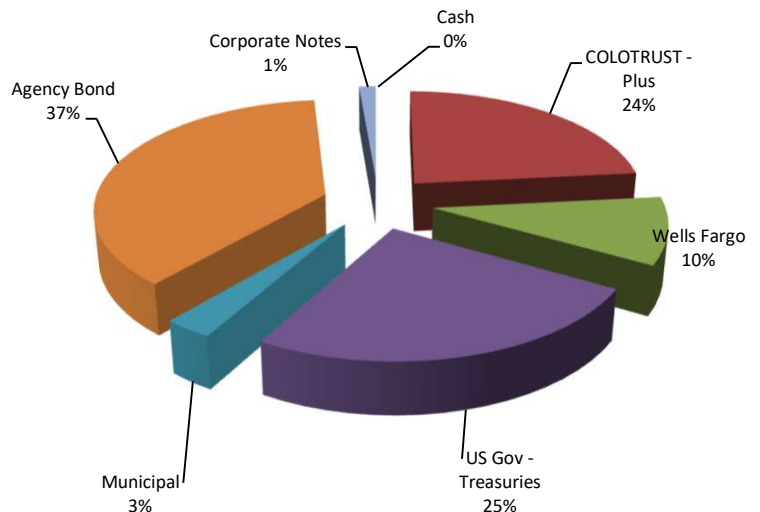
		%	Return
US Gov - Treasuries	\$ 28,260,925	25.1%	1.06%
Municipal	\$ 3,341,040	3.0%	0.93%
Agency Bond	\$ 42,037,352	37.4%	1.02%
Corporate Notes	\$ 1,507,942	1.3%	1.18%
Cash	\$ -	0.0%	0.00%
<b>Total Externally Managed</b>	<b>\$ 75,147,259</b>	<b>66.8%</b>	



<b>Weighted Average Yield</b>	<b>1.57%</b>
	Years
Effective Average Duration - External	1.53

#### Total Portfolio Assets

		%	Return
COLOTRUST - Plus	\$ 26,301,071	23.4%	0.79%
Wells Fargo	\$ 11,015,234	9.8%	0.00%
US Gov - Treasuries	\$ 28,260,925	25.1%	1.06%
Municipal	\$ 3,341,040	3.0%	0.93%
Agency Bond	\$ 42,037,352	37.4%	1.02%
Corporate Notes	\$ 1,507,942	1.3%	1.18%
Cash	\$ -	0.0%	0.00%
<b>Total Portfolio Assets</b>	<b>\$ 112,463,564</b>	<b>100.0%</b>	



<b>Weighted Average Yield</b>	<b>0.85%</b>
	Years
Effective Average Duration - Total	1.53

#### Portfolio Change & Earnings

Beginning Balance	\$ 140,749,811
Ending Balance	\$ 112,463,564
Month to Date Income - Liquid Investment Income	\$ 25,005
Year to Date Income - Liquid Investment Income	\$ 39,268
Month to Date Income - Externally Managed Investments	\$ 88,848
Year to Date Income - Externally Managed Investments	\$ 449,088
2022 Projected Income Portfolio Only	\$ 1,044,135