

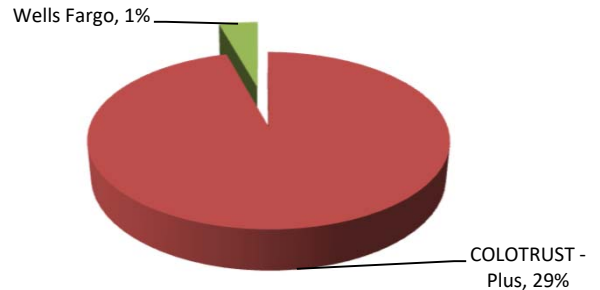
Garfield County Treasurer

Investment Portfolio Report

As of February, 2020

County Managed Assets

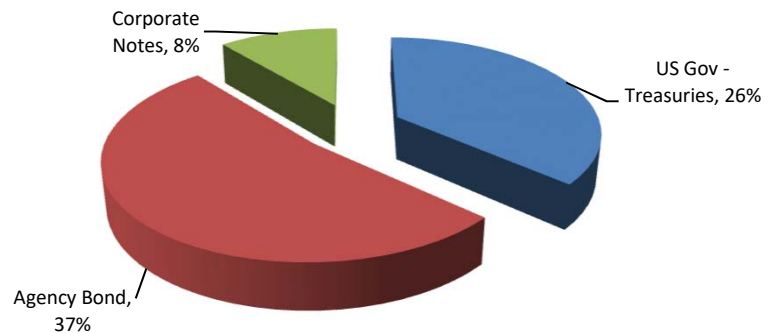
	\$	%	Return
COLOTRUST - Plus	39,786,859	29%	1.76%
Wells Fargo	1,782,213	1%	0.00%
Total Internally Managed	\$ 41,569,072	30%	



Weighted Average Yield	1.51%
	Days
Effective Average Duration - Internal	1
Weighted Average Maturity - Internal	1

Advisor Managed Assets

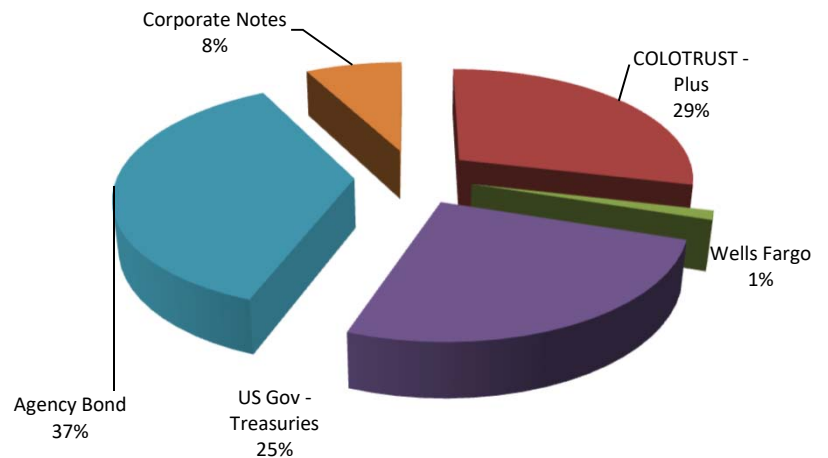
	\$	%	Return
US Gov - Treasuries	35,495,683.00	26%	1.76%
Agency Bond	50,882,850.12	37%	2.23%
Corporate Notes	\$ 10,797,286	8%	2.44%
Total Externally Managed	\$ 97,175,819	70%	



Weighted Average Yield	2.08%
	Years
Effective Average Duration - External	1.70
Weighted Average Maturity - External	1.70

Total Portfolio Assets

	\$	%	Return
COLOTRUST - Plus	39,786,859	29%	1.78%
Wells Fargo	1,782,213	1%	0.00%
US Gov - Treasuries	35,495,683	26%	1.76%
Agency Bond	50,882,850	37%	2.23%
Corporate Notes	\$ 10,797,286	8%	2.44%
Total Portfolio Assets	\$ 138,744,891		



Weighted Average Yield	1.50%
	Years
Effective Average Duration - Total	1.70
Weighted Average Maturity - Total	1.70

Portfolio Change & Earnings

Beginning Balance	\$ 132,785,057
Ending Balance	\$ 138,744,891
Year to Date Income	\$ 374,415
2019 Projected Income	\$ 2,000,000