

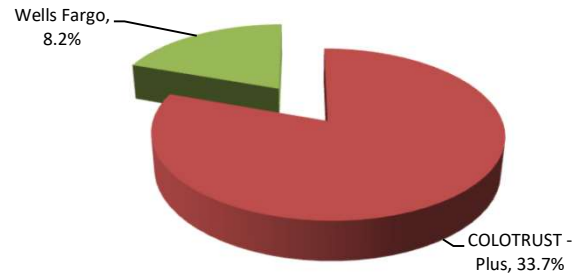
Garfield County Treasurer

Monthly Investment Portfolio Report

As of February 2022

County Managed Assets

| | | % | Return |
|---------------------------------|----------------------|--------------|--------|
| COLOTRUST - Plus | \$ 44,183,247 | 33.7% | 0.10% |
| Wells Fargo | \$ 10,739,810 | 8.2% | 0.00% |
| Total Internally Managed | \$ 54,923,057 | 41.8% | |

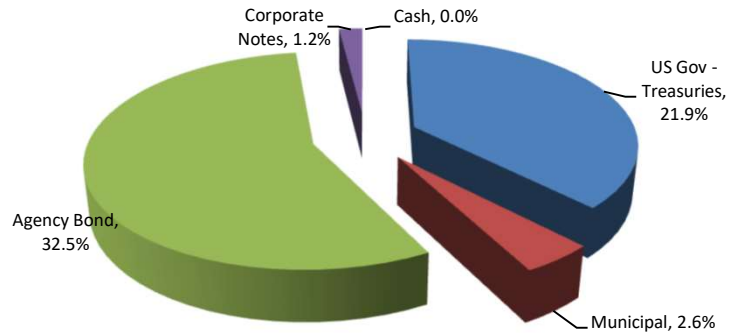


Weighted Average Yield **0.08%**

| | |
|---------------------------------------|------|
| | Days |
| Effective Average Duration - Internal | 1 |
| Weighted Average Maturity - Internal | 1 |

Advisor Managed Assets

| | | % | Return |
|---------------------------------|----------------------|--------------|--------|
| US Gov - Treasuries | \$ 28,778,064 | 21.9% | 1.06% |
| Municipal | \$ 3,431,433 | 2.6% | 0.93% |
| Agency Bond | \$ 42,617,102 | 32.5% | 1.12% |
| Corporate Notes | \$ 1,518,628 | 1.2% | 1.17% |
| Cash | \$ - | 0.0% | 0.00% |
| Total Externally Managed | \$ 76,345,227 | 58.2% | |

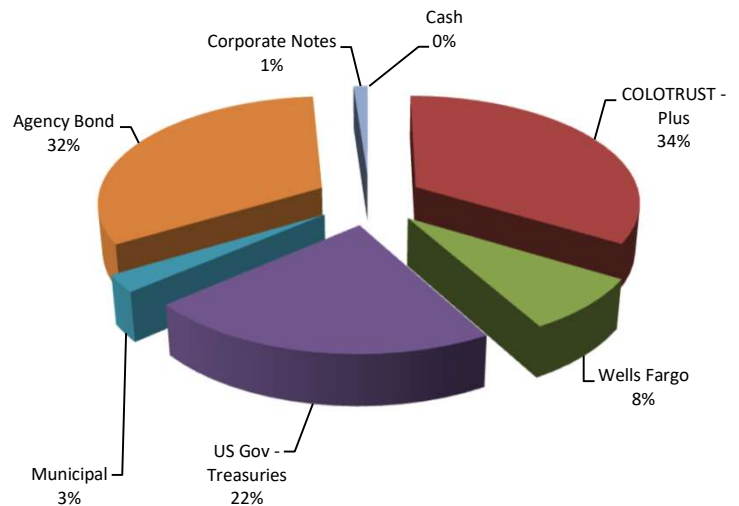


Weighted Average Yield **1.83%**

| | |
|---------------------------------------|------|
| Effective Average Duration - External | 1.79 |
|---------------------------------------|------|

Total Portfolio Assets

| | | % | Return |
|-------------------------------|-----------------------|---------------|--------|
| COLOTRUST - Plus | \$ 44,183,247 | 33.7% | 0.10% |
| Wells Fargo | \$ 10,739,810 | 8.2% | 0.00% |
| US Gov - Treasuries | \$ 28,778,064 | 21.9% | 1.06% |
| Municipal | \$ 3,431,433 | 2.6% | 0.93% |
| Agency Bond | \$ 42,617,102 | 32.5% | 1.12% |
| Corporate Notes | \$ 1,518,628 | 1.2% | 1.17% |
| Cash | \$ - | 0.0% | 0.00% |
| Total Portfolio Assets | \$ 131,268,284 | 100.0% | |



Weighted Average Yield **0.64%**

| | |
|------------------------------------|------|
| Effective Average Duration - Total | 1.79 |
|------------------------------------|------|

Portfolio Change & Earnings

| | |
|---|----------------|
| Beginning Balance | \$ 95,989,918 |
| Ending Balance | \$ 131,268,284 |
| Month to Date Income - Liquid Investment Income | \$ 1,616 |
| Year to Date Income - Liquid Investment Income | \$ 2,267 |
| Month to Date Income - Externally Managed Investments | \$ 86,533 |
| Year to Date Income - Externally Managed Investments | \$ 183,526 |
| 2022 Projected Income Portfolio Only | \$ 1,044,135 |