


Garfield County Treasurer

Investment Portfolio Report

As of January, 2020

County Managed Assets

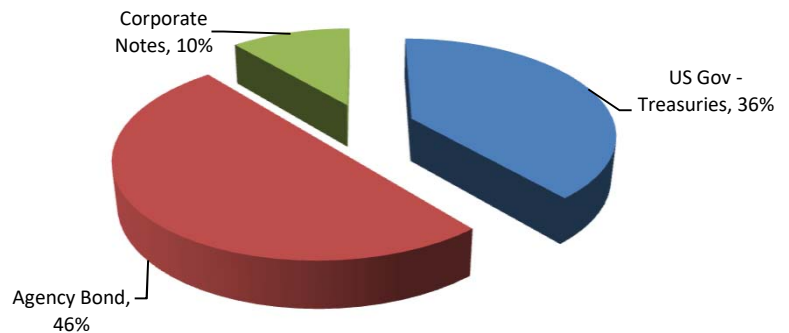
	\$	%	Return
COLOTRUST - Plus	2,678,958	3%	1.85%
Wells Fargo	3,209,753	3%	0.00%
Total Internally Managed	\$ 5,888,711	6%	



Weighted Average Yield	1.51%
Effective Average Duration - Internal	1
Weighted Average Maturity - Internal	1

Advisor Managed Assets

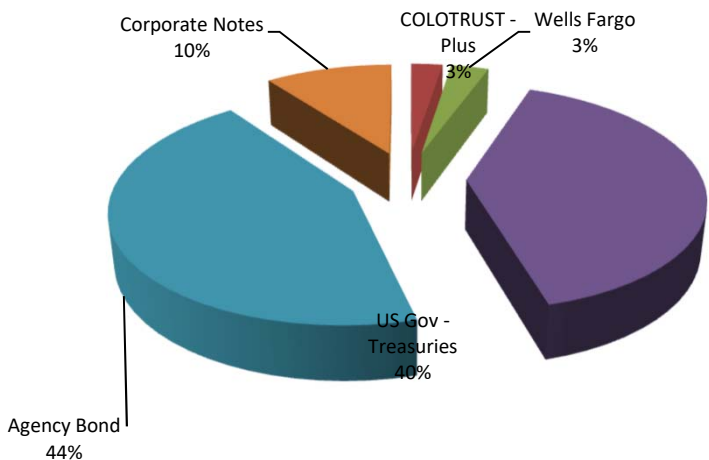
	\$	%	Return
US Gov - Treasuries	37,499,353.00	36%	1.79%
Agency Bond	48,318,501.00	46%	2.28%
Corporate Notes	\$ 10,798,205	10%	2.44%
Total Externally Managed	\$ 96,616,059	92%	



Weighted Average Yield	2.11%
Effective Average Duration - External	1.71
Weighted Average Maturity - External	1.71

Total Portfolio Assets

	\$	%	Return
COLOTRUST - Plus	2,678,958	3%	1.78%
Wells Fargo	3,209,753	3%	0.00%
US Gov - Treasuries	42,403,676	40%	1.79%
Agency Bond	46,330,911	44%	2.28%
Corporate Notes	\$ 10,798,205	10%	2.44%
Total Portfolio Assets	\$ 105,421,503		



Weighted Average Yield	1.50%
Effective Average Duration - Total	1.67
Weighted Average Maturity - Total	1.67

Portfolio Change & Earnings

Beginning Balance	\$ 132,785,057
Ending Balance	\$ 105,421,503
Year to Date Income	\$ 186,685
2019 Projected Income	\$ 1,500,000

