

# Garfield County Treasurer

## Monthly Investment Portfolio Report

### As of January 2022

#### County Managed Assets

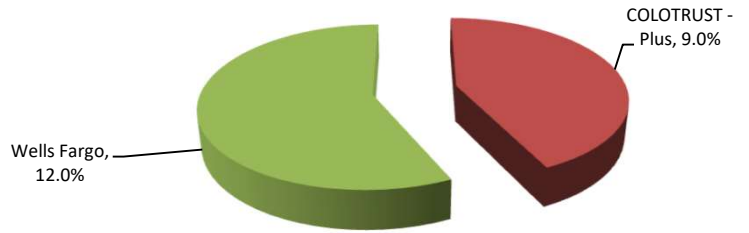
		%	Return
COLOTRUST - Plus	\$ 8,678,971	9.0%	0.07%
Wells Fargo	\$ 11,512,183	12.0%	0.00%
<b>Total Internally Managed</b>	<b>\$ 20,191,154</b>	<b>21.0%</b>	

#### Weighted Average Yield

**0.03%**

Days

Effective Average Duration - Internal	1
Weighted Average Maturity - Internal	1



#### Advisor Managed Assets

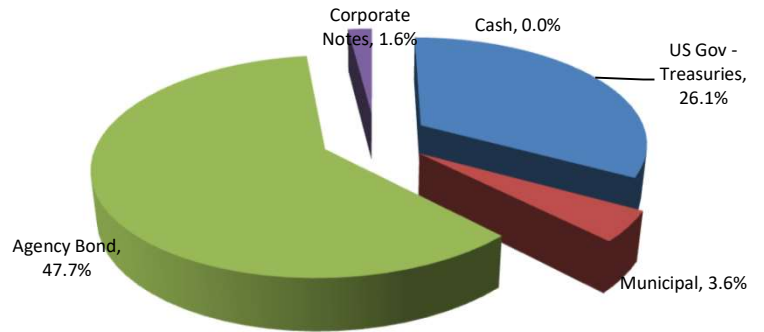
		%	Return
US Gov - Treasuries	\$ 25,012,291	26.1%	0.95%
Municipal	\$ 3,446,844	3.6%	0.93%
Agency Bond	\$ 45,813,276	47.7%	1.12%
Corporate Notes	\$ 1,526,354	1.6%	1.18%
Cash	\$ -	0.0%	0.00%
<b>Total Externally Managed</b>	<b>\$ 75,798,764</b>	<b>79.0%</b>	

#### Weighted Average Yield

**1.76%**

Years

Effective Average Duration - External	1.73
---------------------------------------	------



#### Total Portfolio Assets

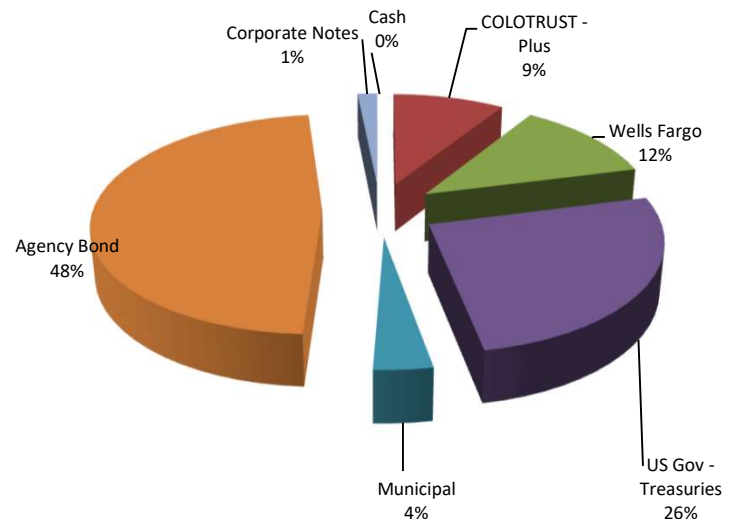
		%	Return
COLOTRUST - Plus	\$ 8,678,971	9.0%	0.07%
Wells Fargo	\$ 11,512,183	12.0%	0.00%
US Gov - Treasuries	\$ 25,012,291	26.1%	0.95%
Municipal	\$ 3,446,844	3.6%	0.93%
Agency Bond	\$ 45,813,276	47.7%	1.12%
Corporate Notes	\$ 1,526,354	1.6%	1.18%
Cash	\$ -	0.0%	0.00%
<b>Total Portfolio Assets</b>	<b>\$ 95,989,918</b>	<b>100.0%</b>	

#### Weighted Average Yield

**0.81%**

Years

Effective Average Duration - Total	1.73
------------------------------------	------



#### Portfolio Change & Earnings

Beginning Balance	\$ 103,729,378
Ending Balance	\$ 95,989,918
Month to Date Income - Liquid Investment Income	\$ 650
Year to Date Income - Liquid Investment Income	\$ 650
Month to Date Income - Externally Managed Investments	\$ 96,993
Year to Date Income - Externally Managed Investments	\$ 96,993
2022 Projected Income Portfolio Only	\$ 1,044,135