

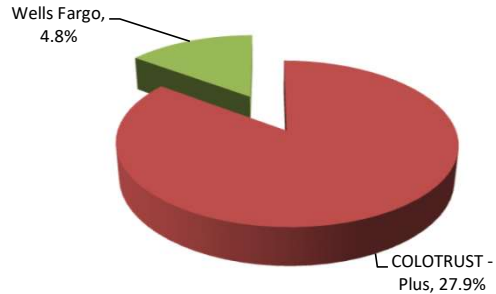
# Garfield County Treasurer

## Monthly Investment Portfolio Report

### As of January 2023

#### County Managed Assets

|                                 |                      | %            | Return |
|---------------------------------|----------------------|--------------|--------|
| COLOTRUST - Plus                | \$27,590,424         | 27.9%        | 4.56%  |
| Wells Fargo                     | \$ 4,791,614         | 4.8%         | 0.00%  |
| <b>Total Internally Managed</b> | <b>\$ 32,382,038</b> | <b>32.8%</b> |        |



**Weighted Average Yield** **3.88%**

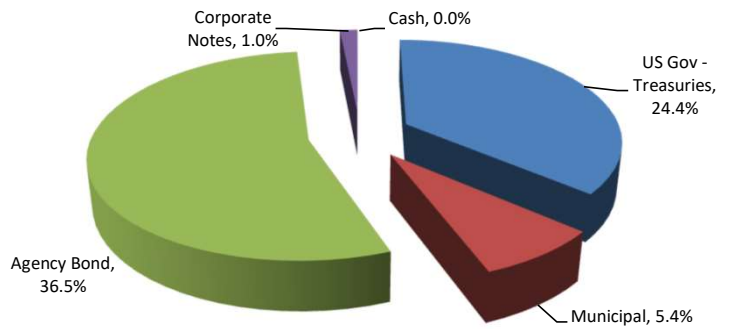
Days

Effective Average Duration - Internal 1

Weighted Average Maturity - Internal 1

#### Advisor Managed Assets

|                                 |                      | %            | Return |
|---------------------------------|----------------------|--------------|--------|
| US Gov - Treasuries             | \$ 24,079,388        | 24.4%        | 1.68%  |
| Municipal                       | \$ 5,303,747         | 5.4%         | 1.83%  |
| Agency Bond                     | \$ 36,044,739        | 36.5%        | 0.85%  |
| Corporate Notes                 | \$ 1,035,374         | 1.0%         | 0.84%  |
| Cash                            | \$ -                 | 0.0%         | 0.00%  |
| <b>Total Externally Managed</b> | <b>\$ 66,463,248</b> | <b>67.2%</b> |        |



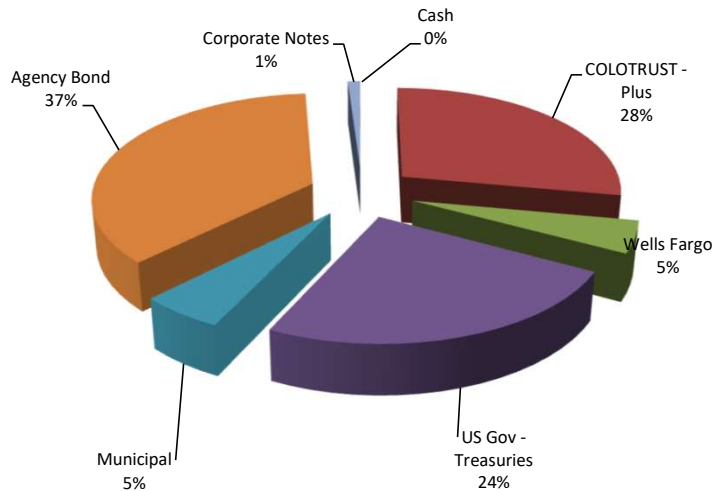
**Weighted Average Yield** **1.33%**

Years

Effective Average Duration - External 1.28

#### Total Portfolio Assets

|                               |                      | %             | Return |
|-------------------------------|----------------------|---------------|--------|
| COLOTRUST - Plus              | \$ 27,590,424        | 27.9%         | 4.56%  |
| Wells Fargo                   | \$ 4,791,614         | 4.8%          | 0.00%  |
| US Gov - Treasuries           | \$ 24,079,388        | 24.4%         | 1.68%  |
| Municipal                     | \$ 5,303,747         | 5.4%          | 1.83%  |
| Agency Bond                   | \$ 36,044,739        | 36.5%         | 0.85%  |
| Corporate Notes               | \$ 1,035,374         | 1.0%          | 0.84%  |
| Cash                          | \$ -                 | 0.0%          | 0.00%  |
| <b>Total Portfolio Assets</b> | <b>\$ 98,845,286</b> | <b>100.0%</b> |        |



**Weighted Average Yield** **2.10%**

Years

Effective Average Duration - Total 1.28

#### Portfolio Change & Earnings

|   |                   |
|---|-------------------|
| Beginning Balance                                     | \$ 101,947,749    |
| Ending Balance  | \$ 98,845,286     |
| Month to Date Income - Liquid Investment Income       | \$ 113,873        |
| Year to Date Income - Liquid Investment Income        | \$ 113,873        |
| Month to Date Income - Externally Managed Investments | \$ 81,921         |
| Year to Date Income - Externally Managed Investments  | \$ 81,921         |
| 2022 Projected Income Portfolio Only                  | \$ 1,400,000      |
| <b>Total Income to Date</b>                           | <b>\$ 195,794</b> |