

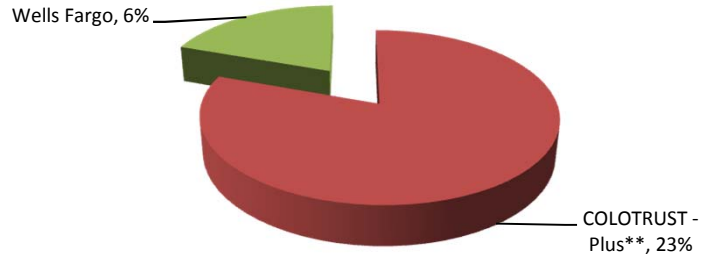
Garfield County Treasurer

Monthly Investment Portfolio Report

December, 2017

County Managed Assets

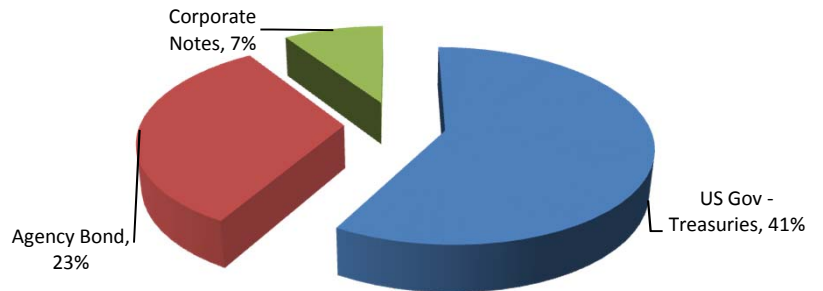
	\$	%	Return
COLOTRUST - Plus**	28,972,091	23%	1.38%
Wells Fargo	7,031,848	6%	0.00%
Total Internally Managed	\$ 36,003,939	29%	



Weighted Average Yield	1.11%
	Days
Effective Average Duration - Internal	1
Weighted Average Maturity - Internal	1

Advisor Managed Assets

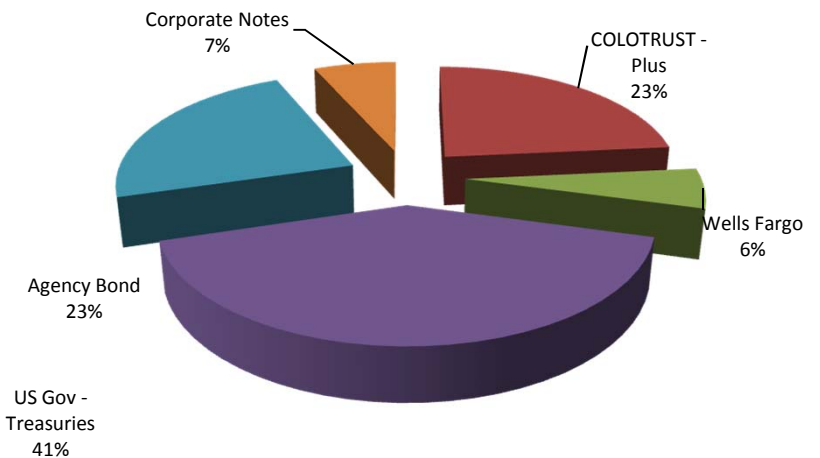
	\$	%	Return
US Gov - Treasuries	50,797,485.00	41%	1.26%
Agency Bond	28,423,908.86	23%	1.15%
Corporate Notes	8,156,553	7%	1.50%
Total Externally Managed	\$ 87,377,947	71%	



Weighted Average Yield	1.25%
	Years
Effective Average Duration - External	1.60
Weighted Average Maturity - External	1.60

Total Portfolio Assets

	\$	%	Return
COLOTRUST - Plus	28,972,091	23%	1.24%
Wells Fargo	7,031,848	6%	0.00%
US Gov - Treasuries	50,797,485	41%	1.26%
Agency Bond	28,423,909	23%	1.15%
Corporate Notes	8,156,553	7%	1.50%
Total Portfolio Assets	\$ 123,381,885		



Weighted Average Yield	1.21%
	Years
Effective Average Duration - Total	1.36
Weighted Average Maturity - Total	1.36

Portfolio Change & Earnings

Beginning Balance	\$ 132,785,057
Ending Balance	\$ 123,381,885
Year to Date Income	\$ 1,895,316
2017 Projected Income	\$ 1,000,000

** DHS Restricted Fund Balance comprises \$17 million of the \$28 million held in Colostrust