

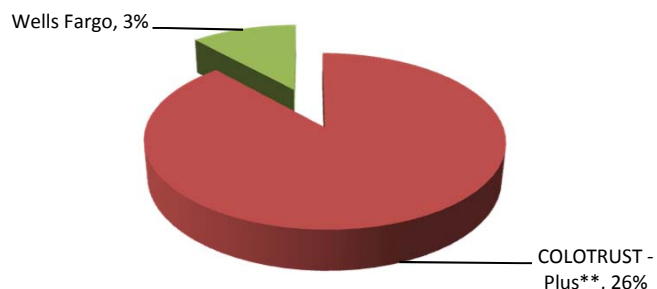
Garfield County Treasurer

Monthly Investment Portfolio Report

September, 2017

County Managed Assets

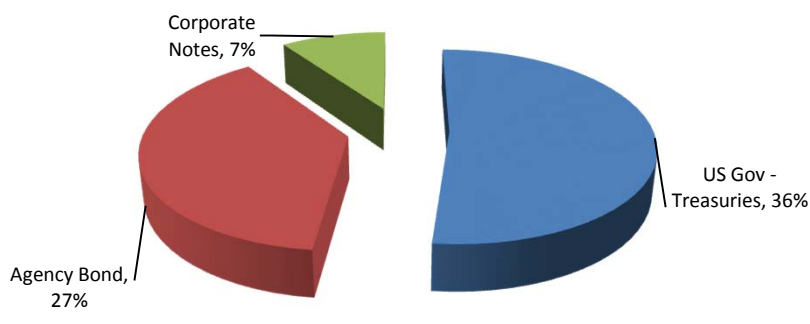
	\$	%	Return
COLOTRUST - Plus**	35,144,866	26%	1.24%
Wells Fargo	4,629,885	3%	0.00%
Total Internally Managed	\$ 39,774,751	30%	



Weighted Average Yield	1.10%
	Days
Effective Average Duration - Internal	1
Weighted Average Maturity - Internal	1

Advisor Managed Assets

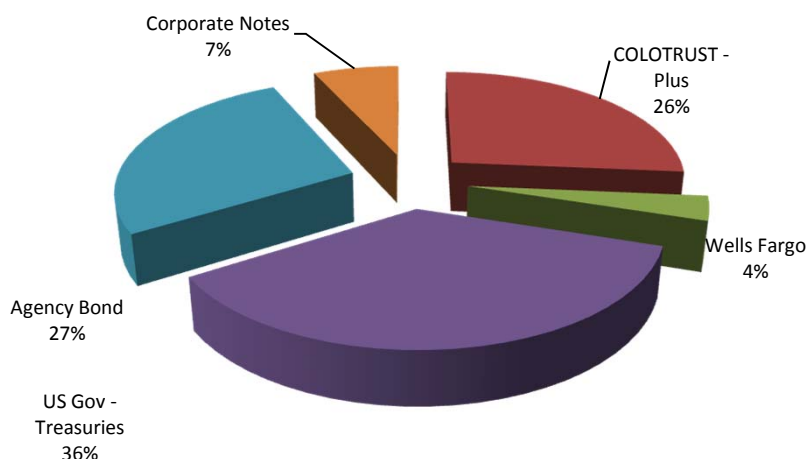
	\$	%	Return
US Gov - Treasuries	48,398,336.75	36%	1.15%
Agency Bond	35,951,504.86	27%	1.00%
Corporate Notes	9,151,882	7%	1.33%
Total Externally Managed	\$ 93,501,724	70%	



Weighted Average Yield	1.11%
	Years
Effective Average Duration - External	1.36
Weighted Average Maturity - External	1.36

Total Portfolio Assets

	\$	%	Return
COLOTRUST - Plus	35,144,866	26%	1.24%
Wells Fargo	4,629,885	3%	0.00%
US Gov - Treasuries	48,398,337	36%	1.15%
Agency Bond	35,951,505	27%	1.00%
Corporate Notes	9,151,882	7%	1.33%
Total Portfolio Assets	\$ 133,276,474		



Weighted Average Yield	1.11%
	Years
Effective Average Duration - Total	1.36
Weighted Average Maturity - Total	1.36

Portfolio Change & Earnings

Beginning Balance	\$ 132,785,057
Ending Balance	\$ 133,276,474
Year to Date Income	\$ 1,400,494
2017 Projected Income	\$ 1,000,000

** DHS Restricted Fund Balance comprises \$19 million of the \$35.1 million held in Colostrust