

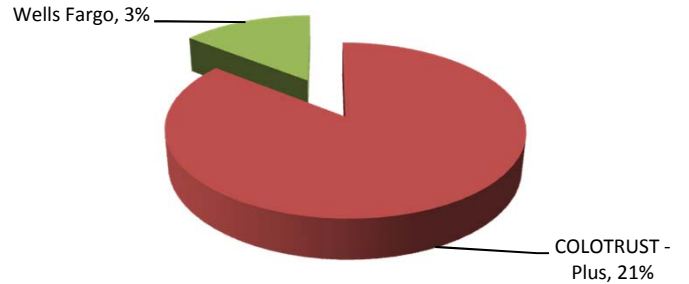
Garfield County Treasurer

Monthly Investment Portfolio Report

July, 2017

County Managed Assets

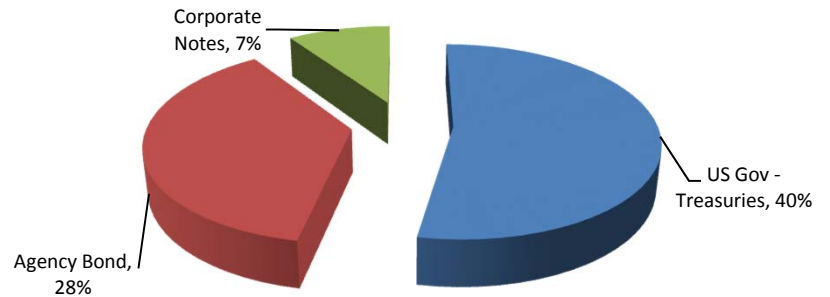
	\$	%	Return
COLOTRUST - Plus	26,527,511	21%	1.15%
Wells Fargo	4,440,988	3%	0.00%
Total Internally Managed	\$ 30,968,499	24%	



Weighted Average Yield	0.99%
	Days
Effective Average Duration - Internal	1
Weighted Average Maturity - Internal	1

Advisor Managed Assets

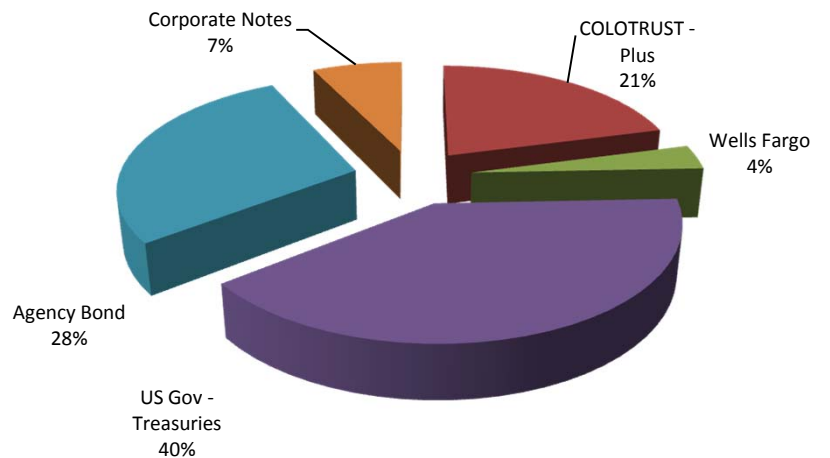
	\$	%	Return
US Gov - Treasuries	50,943,586	40%	1.13%
Agency Bond	35,975,478	28%	1.00%
Corporate Notes	9,168,039	7%	1.33%
Total Externally Managed	\$ 96,087,103	76%	



Weighted Average Yield	1.10%
	Years
Effective Average Duration - External	1.50
Weighted Average Maturity - External	1.50

Total Portfolio Assets

	\$	%	Return
COLOTRUST - Plus	26,527,511	21%	1.15%
Wells Fargo	4,440,988	3%	0.00%
US Gov - Treasuries	50,943,586	40%	1.13%
Agency Bond	35,975,478	28%	1.00%
Corporate Notes	9,168,039	7%	1.33%
Total Portfolio Assets	\$ 127,055,602		



Weighted Average Yield	1.07%
	Years
Effective Average Duration - Total	1.50
Weighted Average Maturity - Total	1.70

Portfolio Change & Earnings

Beginning Balance	\$ 132,785,057
Ending Balance	\$ 127,055,602
Year to Date Income	\$ 1,061,823
2017 Projected Income	\$ 1,000,000

