

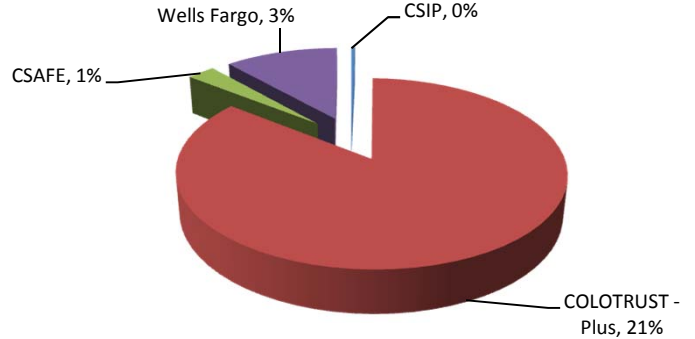
Garfield County Treasurer

Monthly Investment Portfolio Report

January 31, 2016

County Managed Assets	%	Return
-----------------------	---	--------

CSIP	\$ 100,683	0%	0.39%
COLOTRUST - Plus	\$ 23,342,677	21%	0.42%
CSAFE	\$ 776,265	1%	0.38%
Wells Fargo	\$ 3,154,523	3%	0.00%
Total Internally Managed	\$ 27,374,148	24%	

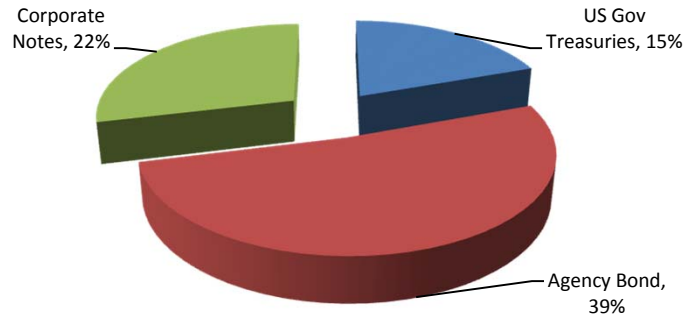


Weighted Average Yield **0.36%**

	Days
Effective Average Duration - Internal	1
Weighted Average Maturity - Internal	1

Advisor Managed Assets	%	Return
------------------------	---	--------

US Gov Treasuries	\$ 16,495,348	15%	0.74%
Agency Bond	\$ 43,657,963	39%	0.91%
Corporate Notes	\$ 24,331,696	22%	0.84%
Total Externally Managed	\$ 84,485,007	76%	

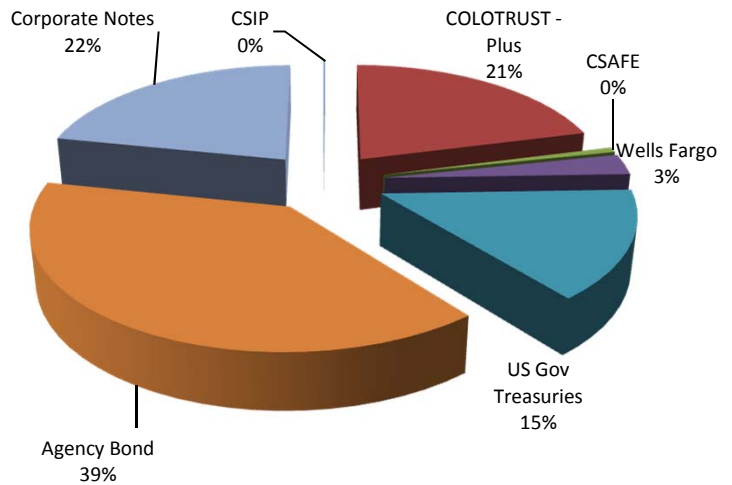


Weighted Average Yield **0.86%**

	Years
Effective Average Duration - External	1.28
Weighted Average Maturity - External	1.32

Total Portfolio Assets	%	Return
------------------------	---	--------

CSIP	\$ 100,683	0%	0.39%
COLOTRUST - Plus	\$ 23,342,677	21%	0.42%
CSAFE	\$ 776,265	1%	0.38%
Wells Fargo	\$ 3,154,523	3%	0.00%
US Gov Treasuries	\$ 16,495,348	15%	0.74%
Agency Bond	\$ 43,657,963	39%	0.91%
Corporate Notes	\$ 24,331,696	22%	0.84%
Total Portfolio Assets	\$ 111,859,155		



Weighted Average Yield **0.86%**

	Years
Effective Average Duration - Total	1.35
Weighted Average Maturity - Total	1.41

Portfolio Change & Earnings	
-----------------------------	--

Beginning Balance	\$ 115,601,162
Ending Balance	\$ 111,859,155
Year to Date Income	\$ 63,992 (Gross of Investment Advisor Fees)
2016 Budgeted Income	\$ 672,000 (Based on 2015 income on investments)
2016 Projected Income	\$ 767,000 (Based on current income on investments)

