

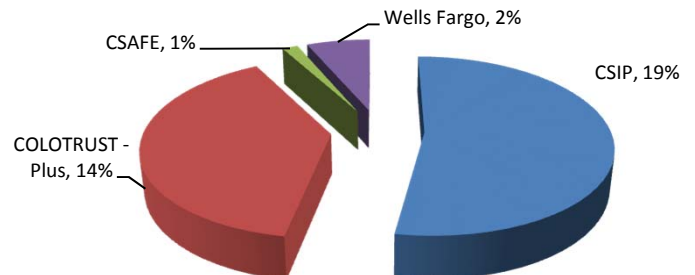
Garfield County Treasurer

Monthly Investment Portfolio Report

August 31, 2015

County Managed Assets

		%	Return
CSIP	\$ 25,623,709	19%	0.14%
COLOTRUST - Plus	\$ 19,031,029	14%	0.19%
CSAFE	\$ 775,406	1%	0.19%
Wells Fargo	\$ 3,126,617	2%	0.00%
Total Internally Managed	\$ 48,556,760	37%	



Weighted Average Yield **0.15%**

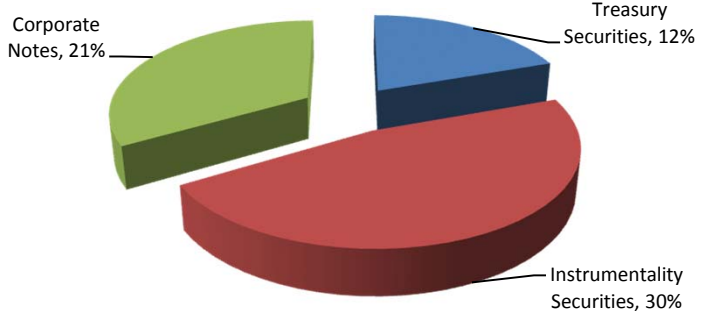
Days

Effective Average Duration - Internal 1

Weighted Average Maturity - Internal 1

Advisor Managed Assets

		%	Return
Treasury Securities	\$ 16,519,462	12%	0.74%
Instrumentality Securities	\$ 39,509,272	30%	0.91%
Corporate Notes	\$ 28,119,596	21%	0.82%
Total Externally Managed	\$ 84,148,330	63%	



Weighted Average Yield **0.85%**

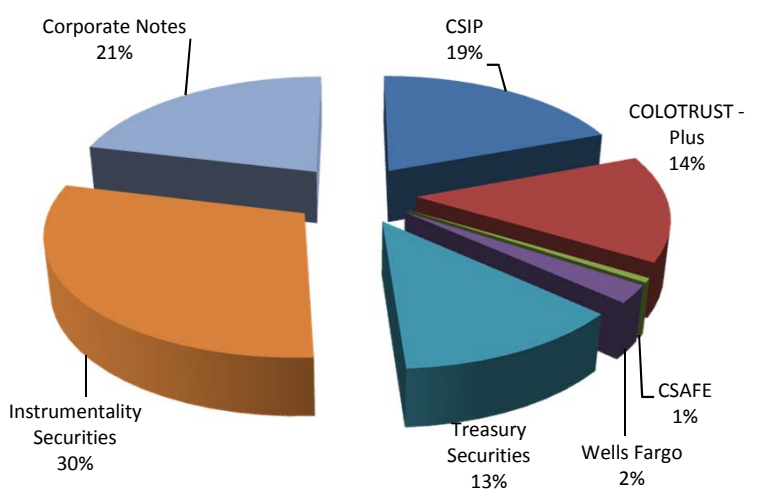
Years

Effective Average Duration - External 1.30

Weighted Average Maturity - External 1.60

Total Portfolio Assets

		%	Return
CSIP	\$ 25,623,709	19%	0.14%
COLOTRUST - Plus	\$ 19,031,029	14%	0.19%
CSAFE	\$ 775,406	1%	0.19%
Wells Fargo	\$ 3,126,617	2%	0.00%
Treasury Securities	\$ 16,519,462	12%	0.74%
Instrumentality Securities	\$ 39,509,272	30%	0.91%
Corporate Notes	\$ 28,119,596	21%	0.82%
Total Portfolio Assets	\$ 132,705,090		



Weighted Average Yield **0.59%**

Years

Effective Average Duration - Total 0.85

Weighted Average Maturity - Total 1.38

Portfolio Change & Earnings

Beginning Balance	\$	134,355,442
Ending Balance	\$	132,705,090
Year to Date Income	\$	444,309
2015 Projected Income	\$	775,000

