

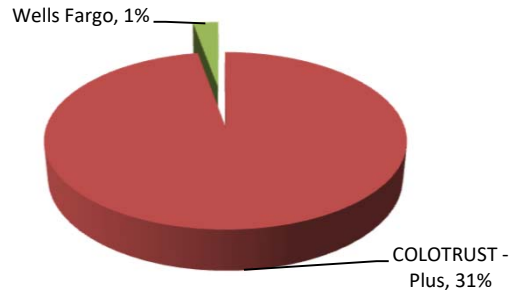
Garfield County Treasurer

Investment Portfolio Report

As of February, 2019

County Managed Assets

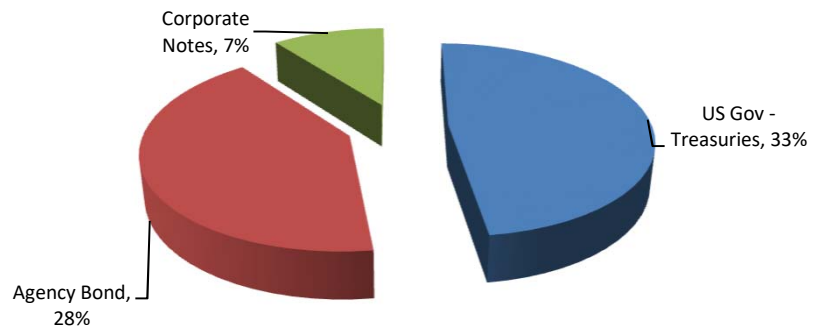
	\$		%	Return
COLOTRUST - Plus	44,620,439		31%	2.60%
Wells Fargo	1,289,403		1%	0.00%
Total Internally Managed	\$ 45,909,843		32%	



Weighted Average Yield	1.51%
	Days
Effective Average Duration - Internal	1
Weighted Average Maturity - Internal	1

Advisor Managed Assets

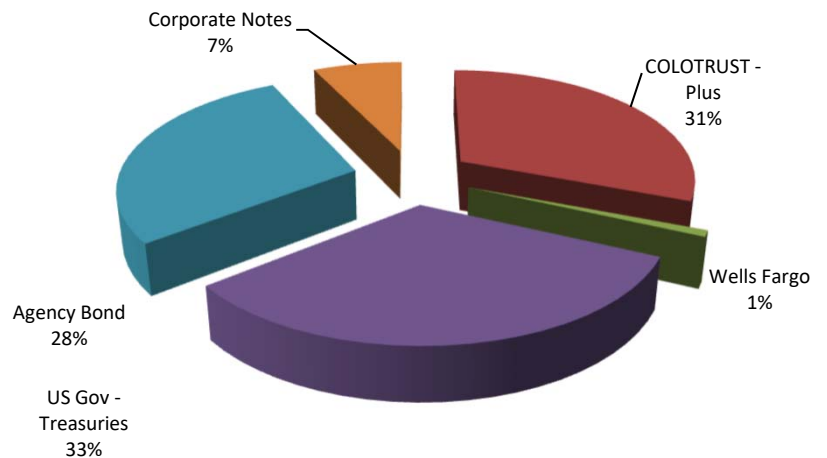
	\$		%	Return
US Gov - Treasuries	47,263,543.51		33%	1.51%
Agency Bond	41,136,645.72		28%	2.26%
Corporate Notes	\$ 10,329,376		7%	2.46%
Total Externally Managed	\$ 98,729,565		68%	



Weighted Average Yield	1.92%
	Years
Effective Average Duration - External	1.48
Weighted Average Maturity - External	1.48

Total Portfolio Assets

	\$		%	Return
COLOTRUST - Plus	44,620,439		31%	1.78%
Wells Fargo	1,289,403		1%	0.00%
US Gov - Treasuries	47,263,544		33%	1.51%
Agency Bond	41,136,646		28%	2.26%
Corporate Notes	\$ 10,329,376		7%	2.46%
Total Portfolio Assets	\$ 144,639,407			



Weighted Average Yield	1.79%
	Years
Effective Average Duration - Total	1.50
Weighted Average Maturity - Total	1.50

Portfolio Change & Earnings

Beginning Balance	\$ 132,785,057
Ending Balance	\$ 144,639,407
Year to Date Income	\$ 377,864
2018 Projected Income	\$ 1,500,000

